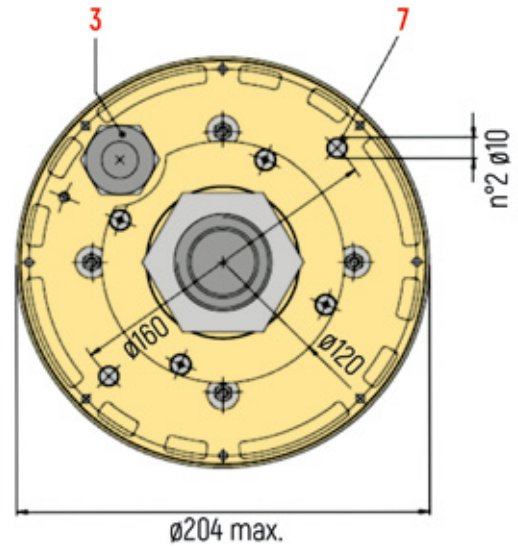
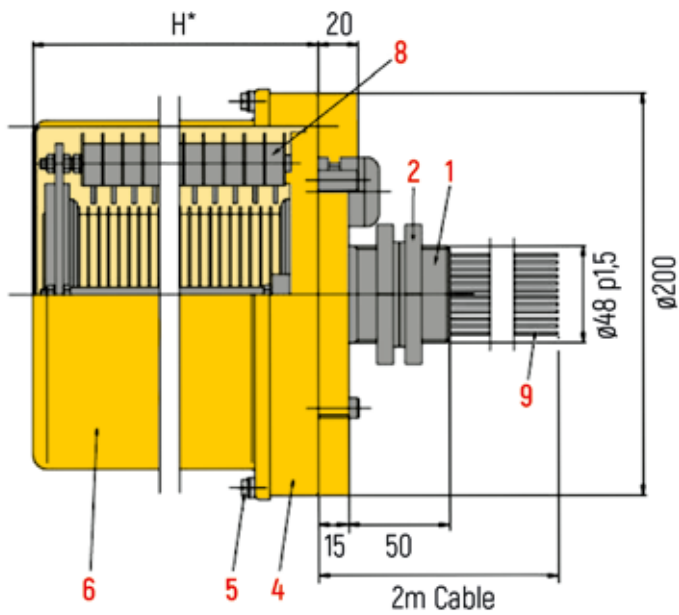


PMS



DIMENSIONS (in mm)



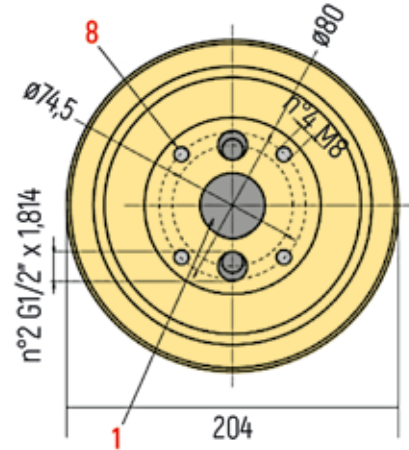
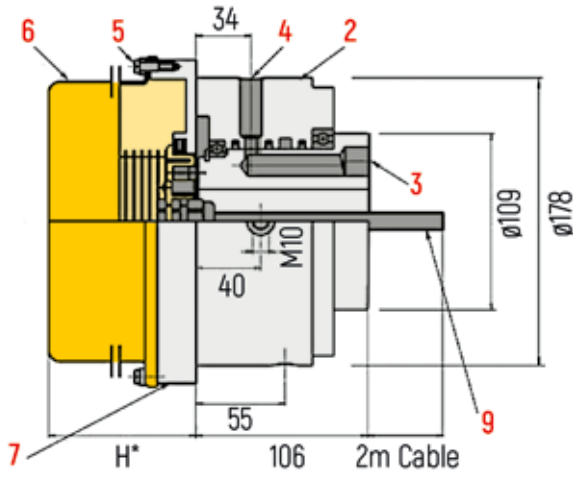
* H	20A-Version	No. rings
91	G PMS B10	10
141	G PMS B16	16
141	G PMS B20	20
192	G PMS B26	26
192	G PMS B30	30

- 1 Central transfer pipe
- 2 Counter locknuts
- 3 Cable Screw Glands
- 4 Housing base part
- 5 Fixing screws for cover
- 6 Cover
- 7 Fixation bolts, torque stop
- 8 Screw terminals brushes
- 9 Cable

PMS

DIMENSIONS (in mm)

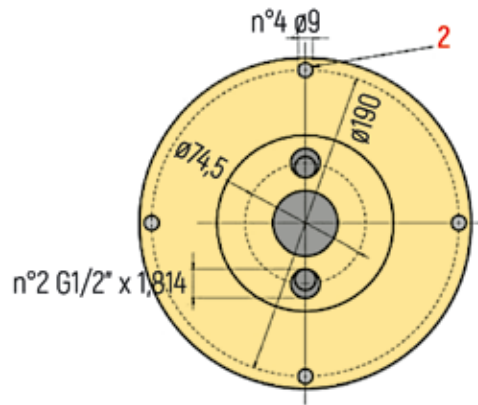
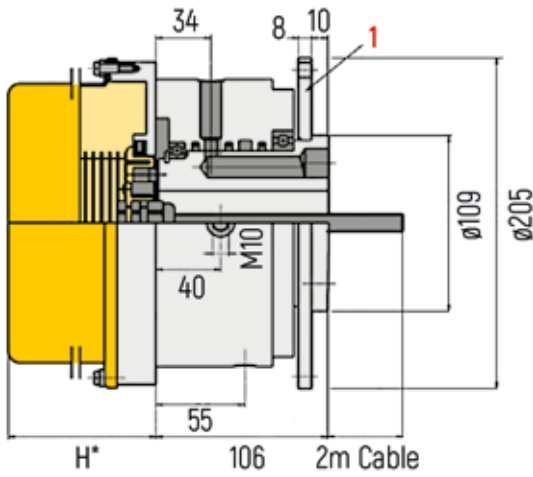
Kombi-PMS-A:



H	No. rings
91	6
91	10
141	16
141	20
192	26
192	30

- 1 Central transfer pipe
- 2 Media lead-through unit
- 3 Media intake axial
- 4 Media intake radial
- 5 Fixing screws for cover
- 6 Cover
- 7 Housing base part
- 8 Holes for fixation bolts
- 9 Cable

Kombi-PMS-B:



H	No. rings
91	6
91	10
141	16
141	20
192	26
192	30

- 1 Fixation flange
- 2 Holes for fixation bolts